

Capital Battalion Insignia Guidelines

Insignia Regulations Guide:

- 4/C:

- Khaki Uniform Collar Insignia:
 - No insignia
- Khaki Cover:
 - Navy Option: Medium anchor with rope on left side of the cover (side without the flap)
 - Marine Option: EGA on left side of cover (side without the flap)
- SDB Coat Sleeves Patch:
 - No patch
- SDB Coat Collar devices:
 - Navy Option: 2 Large Anchors without rope on both sides of the collar
 - Marine Option: 2 Gold EGA on both sides of the collar
- SDB White Button-down Long Sleeve Shirt:
 - Soft Shoulder Boards:
 - Anchor/EGA, No stripe - attached on each side of Trap Flap

- 3/C:

- Khaki Uniform Collar Insignia:
 - Navy Option: 1 small anchor on the right collar
 - Marine Option: 1 EGA on the right collar
- Khaki Cover:
 - Navy Option: 1 medium anchor with rope on the left side
 - Marine Option: 1 Gold EGA on left side
- SDB Coat Sleeves Patch:
 - Class insignia patch (1 stripe) on left arm (centered between elbow and shoulder)
- SDB Coat Collar devices:
 - Navy Option: 2 Large Anchors without rope on both sides of the collar
 - Marine Option: 2 Gold EGA on both sides of the collar
- SDB White Button-down Long Sleeve Shirt:
 - Soft Shoulder Boards:
 - Anchor/EGA, 1 diagonal stripe - attached on each side of Trap Flap

- **2/C:**

- Khaki Uniform Collar Insignia:
 - Navy Option: 2 small anchors on both sides
 - Marine Option: 1 EGA on the right collar and 1 small anchor on the left collar
- Khaki Cover:
 - Navy Option: 1 medium anchor with rope on the left side
 - Marine Option: 1 Gold EGA on left side
- SDB Coat Sleeves Patch:
 - Class insignia patch (2 stripes) on left arm (centered between elbow and shoulder)
- SDB Coat Collar devices:
 - Navy Option: 2 Large Anchors without rope on both sides of the collar
 - Marine Option: 2 Gold EGA on both sides of the collar
- SDB White Button-down Long Sleeve Shirt:
 - Soft Shoulder Boards:
 - Anchor/EGA, 2 diagonal stripes - attached on each side of Trap Flap

- **1/C:**

- Khaki Uniform Collar Insignia:
 - Navy Option: 2 1/C anchors on each side
 - Marine Option: 2 EGAs on each sides
- Khaki Cover:
 - Navy Option: 1 medium anchor with rope on the left side
 - Marine Option: 1 Gold EGA on left side
- SDB Coat Sleeves Patch:
 - Class insignia patch (3 stripes) on left arm (centered between elbow and shoulder)
- SDB Coat Collar devices:
 - Navy Option: 2 Large Anchors without rope on both sides of the collar
 - Marine Option: 2 Gold EGA on both sides of the collar
- SDB White Button-down Long Sleeve Shirt:
 - Soft Shoulder Boards:
 - Anchor/EGA, 1 horizontal stripe - attached on each side of Trap Flap

- **HQ Staff: Ops, Supply, Admin**

- Khaki Uniform Collar Insignia:
 - 3 Gold Bars on each collar

- Khaki Cover:
 - Navy Option: 3 gold bars centered on the right side flap with the medium anchor with rope on the left side
 - Marine Option: 3 gold bars centered on the right side flap with the EGA on the left side
- SDB Coat Sleeves Patch:
 - 3 stripes with a star on top for each sleeve on the cuff
 - Class insignia patch on left arm (centered between elbow and shoulder)
- SDB Coat Collar devices:
 - Navy Option: 2 Large Anchors without rope on both sides of the collar
 - Marine Option: 2 Gold EGA on both sides of the collar
- SDB White Button-down Long Sleeve Shirt:
 - Soft Shoulder Boards:
 - Star, 3 horizontal stripes - attached on each side of Trap Flap

- **Academics and Crosstown Advocates:**

- Follows the same standards as their class rank for both uniforms

- **BXO:**

- Khaki Uniform Collar Insignia:
 - 4 Gold Bars on each collar
- Khaki Cover:
 - Navy Option: 4 gold bars centered on the right side flap with the medium anchor with rope on the left side
 - Marine Option: 4 gold bars centered on the right side flap with the EGA on the left side
- SDB Coat Sleeve Patch:
 - 4 stripes with a star on top for each sleeve on the cuff
 - Class insignia patch (3 stripes) on left arm (centered between elbow and shoulder)
- SDB Coat Collar devices:
 - Navy Option: 2 Large Anchors without rope on both sides of the collar
 - Marine Option: 2 Gold EGA on both sides of the collar
- SDB White Button-down Long Sleeve Shirt:
 - Soft Shoulder Boards:
 - Star, 4 horizontal stripes - attached on each side of Trap Flap

- **BCO:**

- Khaki Uniform Collar Insignia:
 - 5 Gold Bars on each collar
- Khaki Cover:
 - Navy Option: 5 gold bars centered on the right side flap with the medium anchor with rope on the left side
 - Marine Option: 5 gold bars centered on the right side flap with the EGA on the left side
- SDB Coat Sleeve Patch:
 - 5 stripes with a star on top for each sleeve on the cuff
 - Class insignia patch (3 stripes) on left arm (centered between elbow and shoulder)
- SDB Coat Collar devices:
 - Navy Option: 2 Large Anchors without rope on both sides of the collar
 - Marine Option: 2 Gold EGA on both sides of the collar
- SDB White Button-down Long Sleeve Shirt:
 - Soft Shoulder Boards:
 - Star, 5 horizontal stripes - attached on each side of Trap Flap

- **Bn SgtMaj:**

- Khaki Uniform Collar Insignia:
 - Navy Option: 2 1/C anchors on each side
 - Marine Option: 2 EGAs on each sides
- Khaki Cover:
 - Navy Option: 1 medium anchor with rope on the left side
 - Marine Option: 1 Gold EGA on left side
- SDB Coat Sleeves Patch:
 - SgtMaj Patch on the right sleeve between shoulder and elbow
 - Class insignia patch on left arm (centered between elbow and shoulder)
- SDB Coat Collar devices:
 - Navy Option: 2 Large Anchors without rope on both sides of the collar
 - Marine Option: 2 Gold EGA on both sides of the collar
- SDB White Button-down Long Sleeve Shirt:
 - Soft Shoulder Boards:
 - Anchor/EGA, 1 horizontal stripe - attached on each side of Trap Flap

- **Plt Cdrs:**

- Khaki Uniform Collar Insignia:
 - 1 Gold Bar on each collar
- Khaki Cover:
 - Navy Option: 1 gold bar centered on the right side flap with the medium anchor with rope on the left side
 - Marine Option: 1 gold bar centered on the right side flap with the EGA on the left side
- SDB Coat Sleeves Patch:
 - 1 long stipe and 1 star above it on each sleeve (on the cuff)
 - Class insignia patch on left arm (centered between elbow and shoulder)
- SDB Coat Collar devices:
 - Navy Option: 2 Large Anchors without rope on both sides of the collar
 - Marine Option: 2 Gold EGA on both sides of the collar
- SDB White Button-down Long Sleeve Shirt
 - Soft Shoulder Boards:
 - Star, 1 horizontal stripe - attached on each side of Trap Flap

- **Company XO:**

- Follows the same standards as their class rank for both uniforms

- **CoCos:**

- Khaki Uniform Collar Insignia:
 - 2 Gold Bars on each collar
- Khaki Cover
 - Navy Option: 2 gold bars centered on the right side flap with the medium anchor with rope on the left side
 - Marine Option: 2 gold bars centered on the right side flap with the EGA on the left side
- SDB Coat Sleeve patch
 - 2 stripes with a star on top for each sleeve on the cuff
 - Class insignia patch on left arm (centered between elbow and shoulder)
- SDB Coat Collar devices:
 - Navy Option: 2 Large Anchors without rope on both sides of the collar
 - Marine Option: 2 Gold EGA on both sides of the collar
- SDB White Button-down Long Sleeve Shirt
 - Soft Shoulder Boards:

- Star, 2 horizontal stripes - attached on each side of Trap Flap

- **Company 1st Sgt:**

- Khaki Uniform Collar Insignia:
 - Navy Option: 2 1/C anchors on each side
 - Marine Option: 2 EGAs on each sides
- Khaki Cover:
 - Navy Option: 1 medium anchor with rope on the left side
 - Marine Option: 1 Gold EGA on left side
- SDB Coat Sleeves Patch:
 - 1st Sgt Patch on the right sleeve between shoulder and elbow
 - Class insignia patch on left arm (centered between elbow and shoulder)
- SDB Coat Collar devices:
 - Navy Option: 2 Large Anchors without rope on both sides of the collar
 - Marine Option: 2 Gold EGA on both sides of the collar
- SDB White Button-down Long Sleeve Shirt:
 - Soft Shoulder Boards:
 - Anchor/EGA, 1 horizontal stripe - attached on each side of Trap Flap

Name Tag Guidelines

- Name Tag Placement:
 - Navy Option: 1/4in above the right pocket
 - Marine Options: 1/8in above the right pocket
















A.K. HUDEPOHL

Image Assistance:

A. Year Group Insignia: Service Dress Blue Sleeve

- I. Consists of horizontal stripes worn on the left sleeve of blue coat to indicate class. They are centered midway between shoulder and elbow. The insignia should be attached by tacking the corners with needle and string.

NONE			
4/C	3/C	2/C	1/C
FRESHMEN	SOPHOMORES	JUNIORS	SENIORS

Class Insig. Marks	Shoulder	Blue Coat Sleeve	Collar Device	Rank Insig.	Shoulder Marks	Blue Coat Sleeve	Collar Device
MIDN 4/C		No stripes Note: NROTC class sleeve stripes are located midway between the shoulder and the elbow on the left sleeve of the Service Dress Blue coat	No collar device NROTC: Naval Reserve Officers Training Corps USNA: United States Naval Academy	MIDN LTJG		NROTC: Two stripes with star USNA: Two stripes with star	
MIDN 3/C		NROTC: One stripe USNA: One diagonal stripe, left sleeve only	Right Anchor only	MIDN LT		NROTC: Three stripes with star USNA: Three stripes with star	
MIDN 2/C		NROTC: Two stripes USNA: Two diagonal stripes, left sleeve only	Right and Left Anchors	MIDN LCDR		NROTC: Four stripes with star USNA: Four stripes with star	
MIDN 1/C		NROTC: Three stripes USNA: One stripe on both sleeves	Right and Left Anchor & Eagles	MIDN CDR		NROTC: Five stripes with star USNA: Five stripes with star	
Rank Insig.	Shoulder Marks	Blue Coat Sleeve	Collar Device	Rank Insig.	Shoulder Marks	Blue Coat Sleeve	Collar Device
MIDN ENS		NROTC: One stripe with star USNA: One stripe with star	One gold bar (left & right)	MIDN CAPT		NROTC: Six stripes with star USNA: Six stripes with star	

Copyright © 2004, 2008 Ray Trystand, Naperville, Illinois. This image may be used and redistributed freely as long as this copyright statement remains intact and is included.

